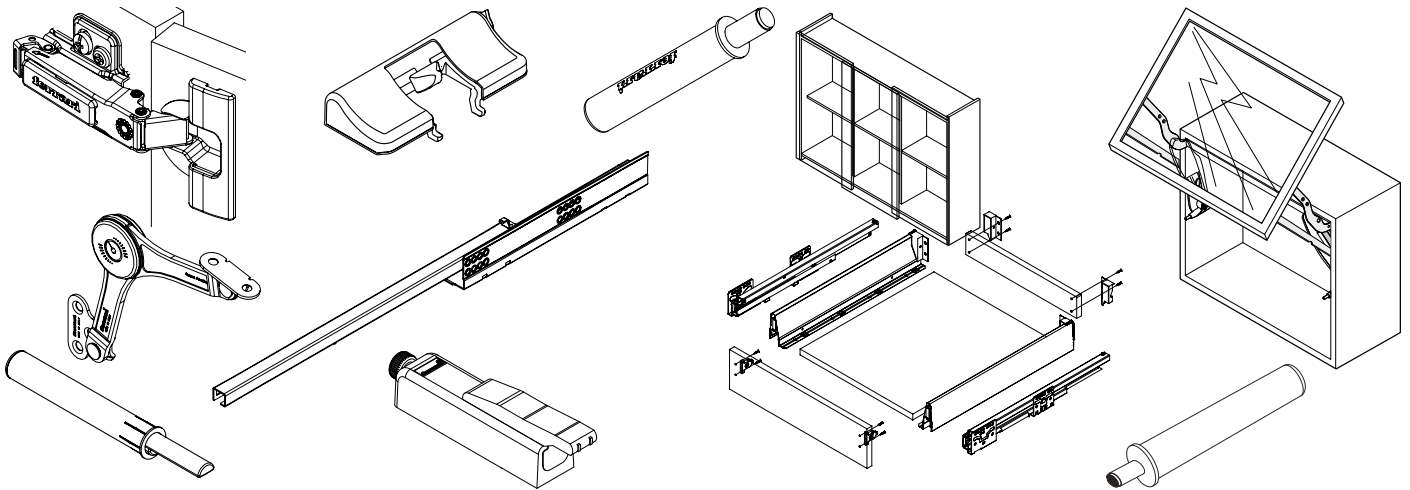


Overview of the main fittings



Index

4 Company

6 The Hinges

7 Slide-on hinges

8 Anyway clip hinges

9 The plates

10 Harmony, the soft closing hinge

12 Door dampers

14 Magic touch latches

16 Wing lift-up system

18 Delta lift-up system

20 Klok

22 Akrobat

24 Elite sliding door fitting

26 F-1 Box: the double wall drawer

28 Undermount drawer slides

30 Ball Bearing drawer slides

32 Roller drawer slides

Company

Hinges

Dampers

Magic

Stays

Elite

Drawers

Slides

Furniture hinges on Ferrari

Ferrari was founded in Lecco (Italy) in 1947 and since then the production of furniture hinges and accessories has continued.

The long experience in this industry helped to develop modern products with a high level of technology, all of which are internationally patented.

Innovation, dedication and enthusiasm have strongly characterised the company personality, resulting in a global growth that makes Ferrari active in over 70 countries.

This fast expansion created a need to move the company in 2001 to the new headquarters in Verderio S. (LC), where Ferrari has more room and modern facilities.

Ferrari has directed the technologic evolution of the furniture industry starting from the piano hinge until the modern concealed hinges, expanding the product range including the lid stays, drawers, drawer slides, sliding door fittings, fittings and other furniture accessories.

Today Ferrari is experience, know-how, quality and internationally awarded design made in Italy.

Ferrari, a modern, dynamic, international enterprise




Ferrari S.p.A.
Italy



Ferrari America, Inc.
USA



Ferrari Shunde
China



Ferrari Germany, GmbH
Germany



Ferrari Sk, s.r.o.
Slovakia

Ferrari & Quality

Ferrari is strongly committed to quality, as it is well aware that it is the key to satisfy end users and furniture manufacturers.

Ferrari implements strict Quality Control Programs in all manufacturing processes regulated by internal procedures, from the raw materials to finished products, to manufacture high quality products.

Ferrari has the UNI EN ISO 9001 Certification since 1997 and the UNI EN ISO 14001 Certification since 2003.

Ferrari sends the products periodically to International Institutions from several countries (Italy, Germany, USA, United Kingdom, France, Spain), in order to carry out independent tests to confirm the qualification of "supplier of high quality fittings".



The Ferrari brand portfolio



Furniture fittings: concealed hinges, stays, drawers, drawer slides and sliding door fittings.



Zamak die casting, die manufacturing.



Production and distribution of quality furniture fittings.



The whole Ferrari product range is also available under the IC Ferrari brand. The IC Ferrari ECO line provides quality at affordable prices.

Ferrari Hinges



Slide-on



Anyway Clip

Ferrari hinges

Ferrari manufactures high quality hinges since 1947.

Over 60 years of manufacturing mean experience, expertise, know-how, reliability and quality.

The product range includes the slide-on and clip-on versions, according to the customer needs.

The "Slide-on" version is easily mounted with a simple sliding motion, while the "Anyway Clip" version is the best clip-on hinge system available on the market.

The Ferrari hinges are also easy to mount, with quick fastening systems: the TLM digit system and the Speed system.



Digit



Speed

The slide-on hinges



Slide-on series

The slide-on hinges are mounted with a simple sliding movement.

The hinge is designed in a way to enable the optimal hinge mounting in any possible adjustment.

The hinge is available with cup and arm covers. More customized accessories are available upon request.

Available openings: 95°, 110°, 125°, 165° 170°.

The product range includes applications for wooden doors, aluminium profiles and glass doors.



Anyway clip hinges

Anyway clip



Anyway Clip

Hinges provided with an innovative, easy and safe metal release. The clip-on mechanism doesn't require any specific positioning of the hinge: the hinge can be clipped on the plate in any direction. The plates are reversible.

Such characteristics permit maximum ease in mounting and installing even with large/tall doors that require the use of more hinges.

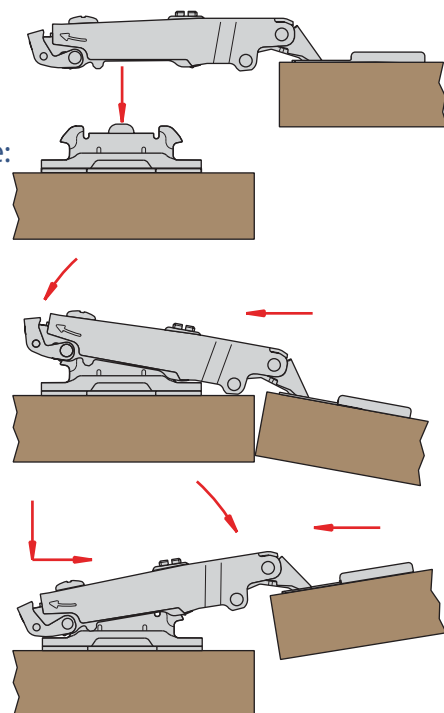
Automatic or manual door adjustment system.

Absolute safety against any accidental release.

Available openings: 95°, 110°, 125°, 165° 170°.

The product range includes applications for wooden doors, aluminium profiles and glass doors.

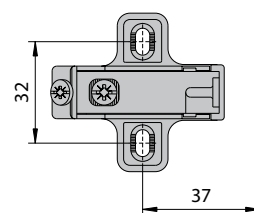
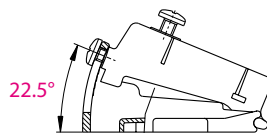
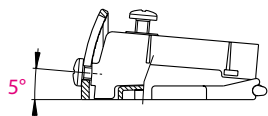
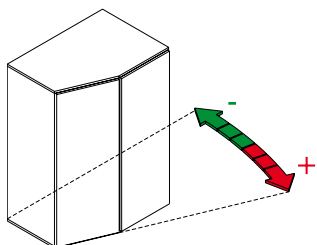
Anyway Clip 91 are provided with a cam for the frontal adjustment (U.S. Patent: 5.781.966).



Plates

Compasso

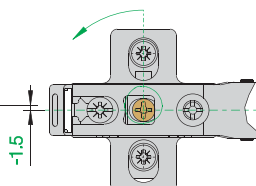
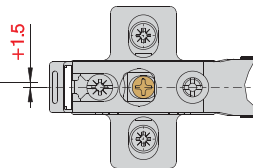
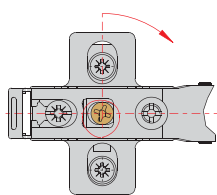
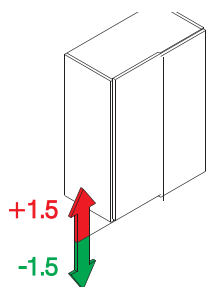
The first plate that allows any door angle inclination with standard fixing positions. This plate is available only for slide-on hinges. Adjustment from 5° to 22°



The plates

Pilot

Symmetrical & reversible mounting plate with patented cam for an easy vertical adjustment (+/- 1.5 mm). Vertical & parallel adjustment is possible simply using the cam. Available for Anyway Clip hinges only .

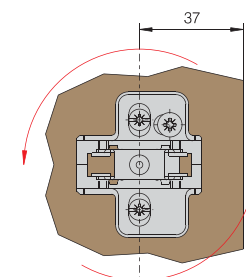
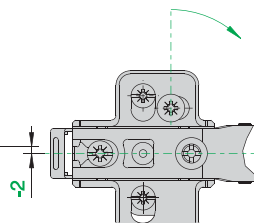
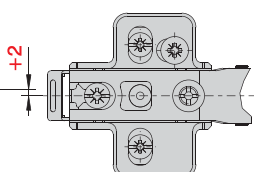
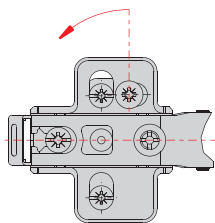
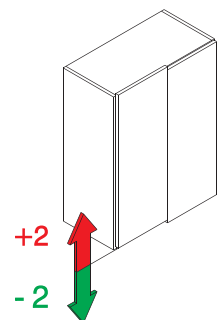


New adjustable Pilot plate made of iron

New reversible clip plate made of metal to reduce costs.

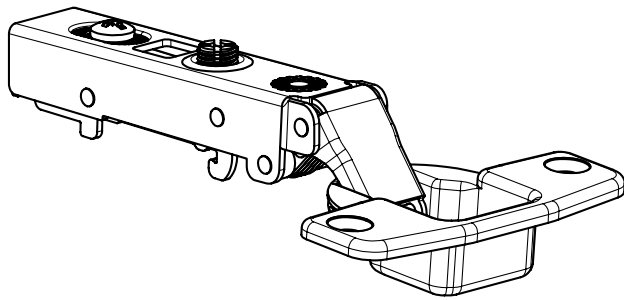
This plate is vertically adjustable (± 2 mm)

Available for slide-on and clip hinges, with premounted euroscrews, 10 Ø mm dowels and self-tapping screws.

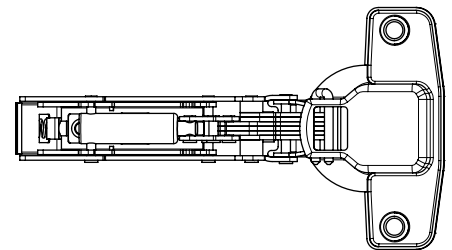
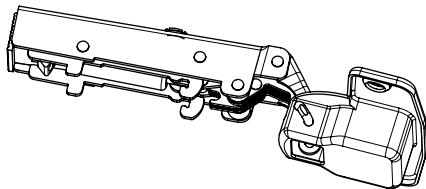
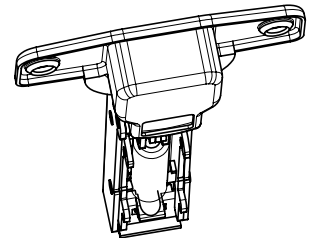
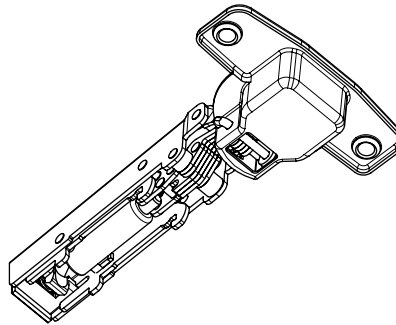
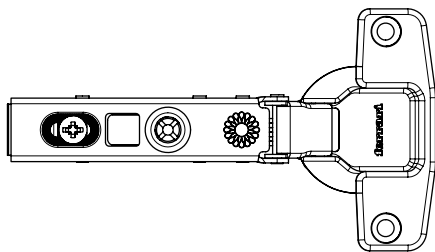


Harmony - the soft closing hinge

Harmony



- Different cranks and openings available (30°, 45°, 90°, blind corner and 165°)
- Tested & approved by the Ferrari labs
- Guaranteed up to 50,000 cycles
- Quick fastening available
- Front and vertical cam adjustment plates available



Harmony



Wave



Wave

WAVE is the new soft-closing solution for Ferrari made in Italy hinges.

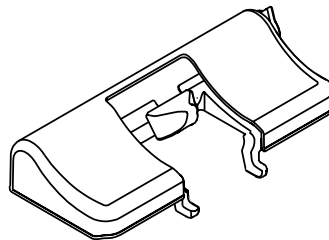
The damper is mounted directly on the hinge cup.

The quick and safe clip-on system guarantees a satisfactory grip.

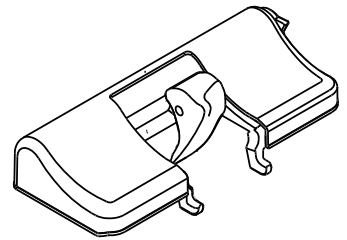
Trough the adjustment screw it is possible to reduce the damping effect (-20% by two steps) even after the installation.

Two versions available, one for 0 crank hinges, and one for all other hinges, Wave applies to Ø35 mm hinges 95°/110° opening

This product is tested up to 80,000 cycles.



Wave (0 crank hinges only)



Wave (all cranks)

Si-softech



Si-Softech

Si-softech is the best soft-closing solution for any cabinet.

Si-softech applies even to existing cabinets.

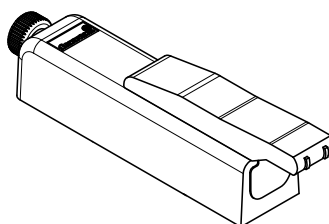
Wide range of possible installations.

Suitable for all kinds of hinges.

Easy and quick installation.

The damping force can be adjusted with the screw on the back.

Si-softech is tested and guaranteed up to 100,000 cycles.



Airdamp



Airdamp


Airdamp is an innovative air furniture door damper.

This damper provides excellent soft-closing performances.

Airdamp is normally used in Ø 10 mm holes or with its cross shaped adaptor.

The product is sold in grey finishing.

Airdamp is tested and guaranteed up to 100,000 cycles.



Flexdamp




Flexdamp

Flexdamp is an innovative oil furniture door damper.

It provides excellent results in soft closing.

Flexdamp is normally used in Ø 10 mm holes or with its cross-shaped adaptor.

Flexdamp is tested and guaranteed up to 80,000 cycles.



Magic

Magic is the standard touch latch for \varnothing 10 mm holes

Two versions available:

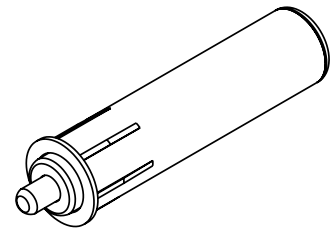
- standard, with magnet 10 N retaining force.
- adjustable, with 12mm stroke, 3mm adjustment on cup and 15 N magnet

Available also white or black colors.

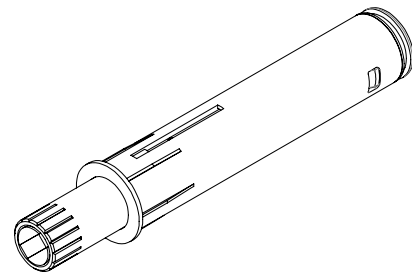
Several cabinet adaptors are available.

Tested up to 100,000 cycles.

Magic won the "M Technology Award" in 2007.



Magic



Adjustable Magic

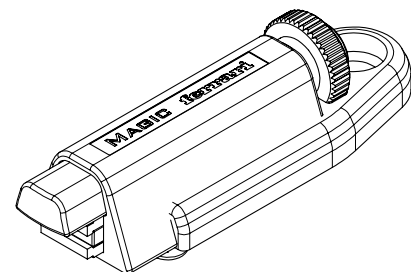
XL Magic

XL Magic is the 3mm adjustable touch latch with magnet 15 N retaining force.

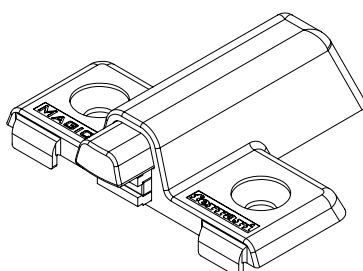
XL Magic is available with linear (mm 16+32) and cross shaped (mm 10x32) adaptor

Tested up to 100,000 cycles.

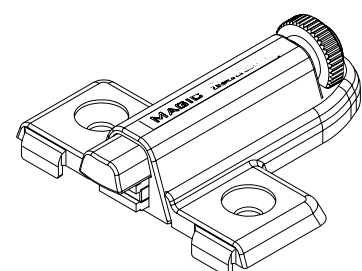
XL Magic is also available in the basic version without adjustment, with cross shaped adaptor.



Adjustable XL Magic



XL Magic

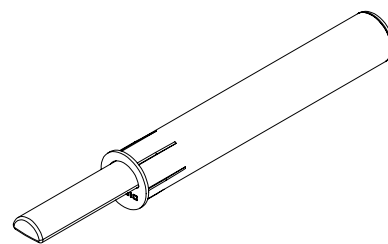


Adjustable XL Magic

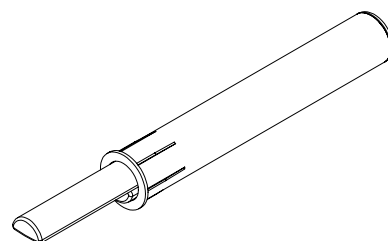
Magic Plus

Magic Plus is the natural evolution of the Magic product range. Its features are:

- Door opens about 25 mm
- It can fit in a Ø 10 mm hole
- It can be used with most of the standard Magic adaptors
- Version with magnet (10 N retaining force) can be used with hinges without spring
- Version without magnet can be used with standard hinge



Magic Plus



Magic Plus
with magnet

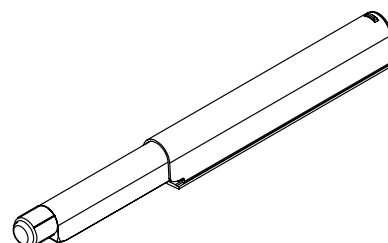
Maxi Magic

Maxi Magic is the new adjustable touch latch.

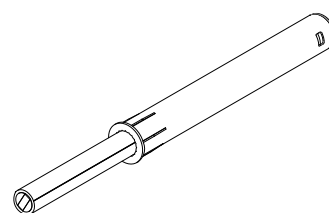
- Front adjustment: 5 mm
- Enables a 40 mm door opening
- Case made of metal
- Plate drilling distances: 16+21 and 16+32
- Product available with or without magnet (8N retaining force).

New version available for 10 mm holes:

- 4mm adjustment on cup
- Enables a 40 mm door opening
- Pushing force 30 N to be used for lift-up and drop-down applications
- Several cabinet adaptors are available.
- Product available with or without magnet (15N retaining force)

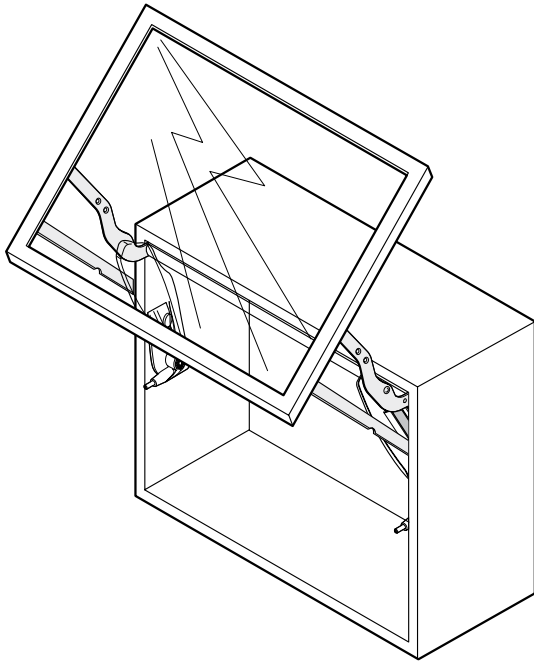


Maxi Magic



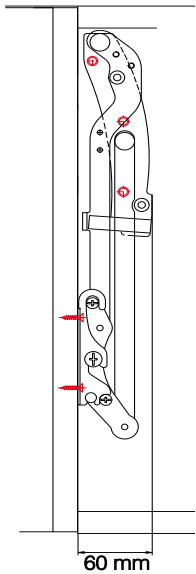
Adjustable Magic

Wing

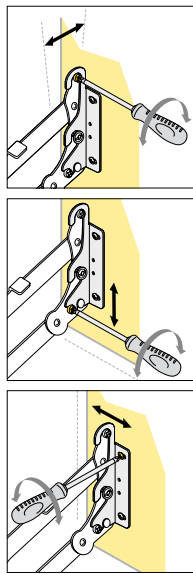


New lid stay

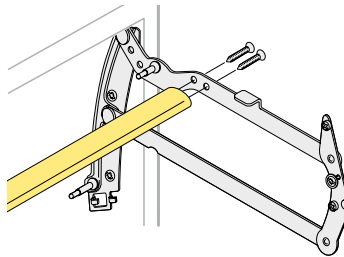
- Less than 60 mm depth
- Built-in soft-closing
- Gas pistons for different door weights
- 3D cam adjustment
- Optional carter available
- High stability with connection bar
- 100% Italian Design
- Available Parallel & inclined versions (35° & 45°)
- U.S.: Patent US8.082.629



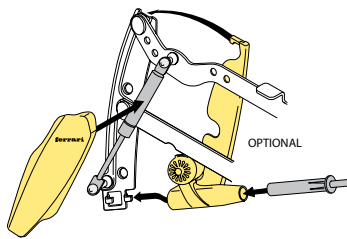
Less than 60
mm depth



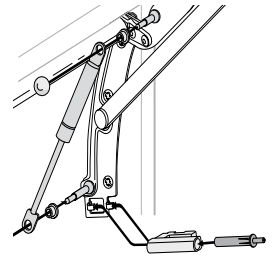
Easy 3D
adjustment




High stability with connection bar



Optional carter available

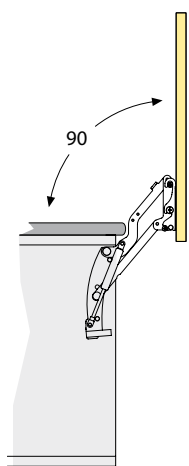


Built-in soft-closing system

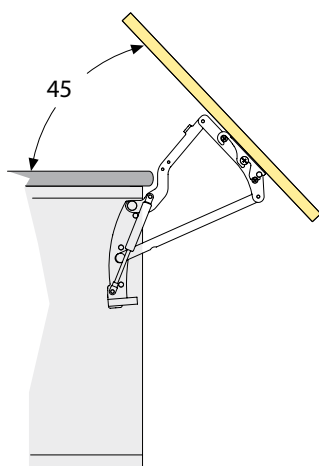


100% Italian design

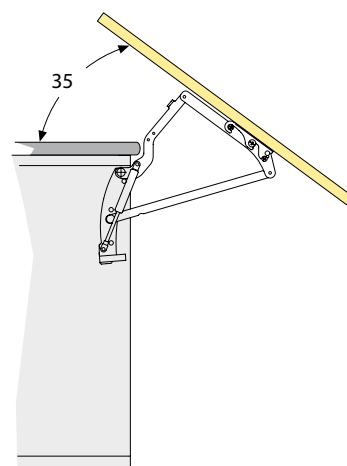
Wing



Wing 90°



Wing 45°



Wing 35°

Delta



New lid stay

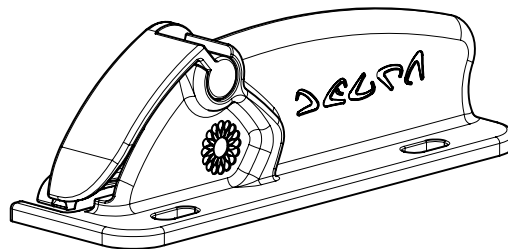
Delta is Ferrari's innovative lid stay for vertical flap opening, leaving cabinet interiors completely unobstructed and fittingless.

- Unique Italian design
- Double springs system added to improve mechanism stability and durability
- Soft closing available upon request
- Cabinet interiors completely free
- Available for wood and aluminium frame application
- Very easy and smooth opening
- Door is completely balanced in any position
- Optional carter to conceal the system available

Delta



Cabinet interiors are fittingless



High quality optional soft-closing

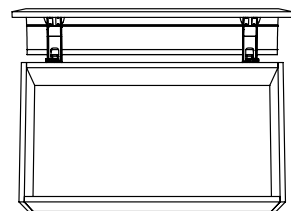
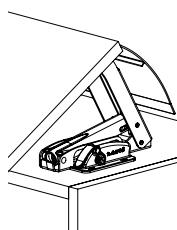
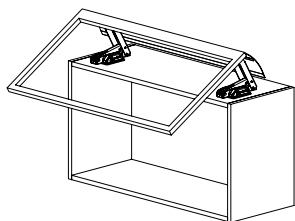
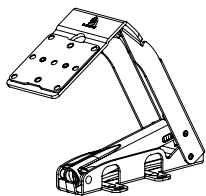


100% Italian design

Delta



Delta



Klok & XL Klok

High strength and load capacity

Precision mechanism to ensure light and smooth action with flap held at any angle

It can be mounted on wooden and aluminium frame flap doors upwards and downwards (1 and 2)

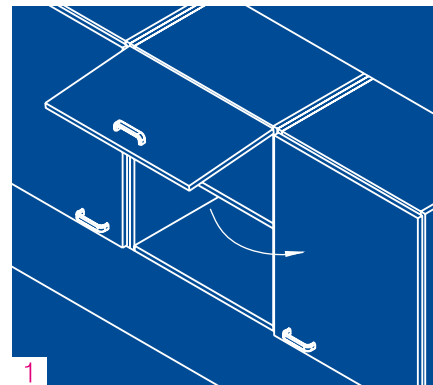
Available in two versions: Klok for light door and XL Klok for large doors

Klok for light doors is available in steel version, which is reversible and can be used both for lift-up and drop-down applications.


Tested for over 100,000 cycles

Guaranteed durability

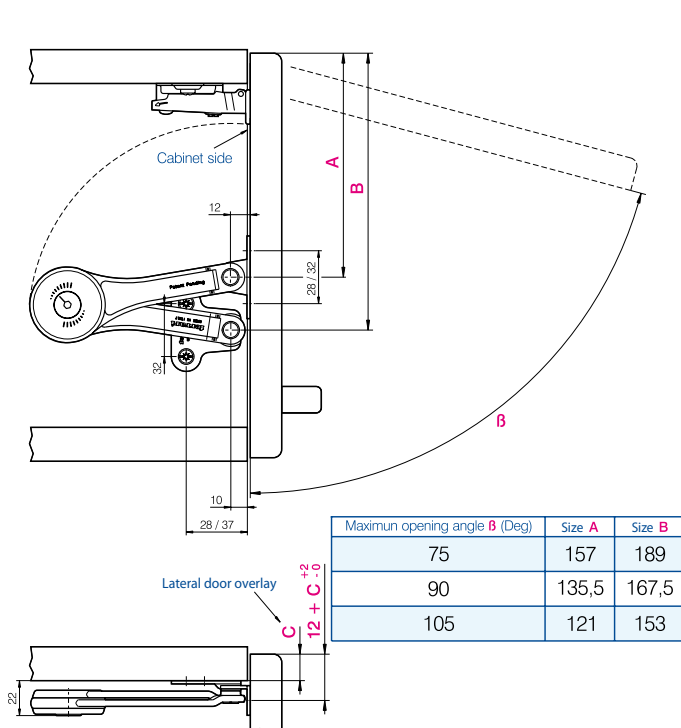
U.S. Patent US6.504.654



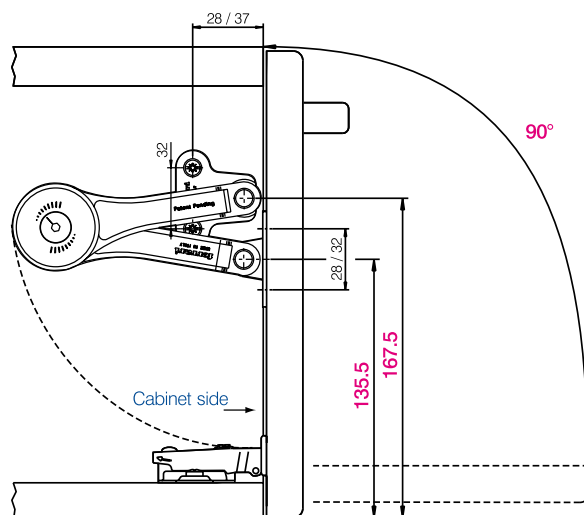
intelligent
material
and design
2003



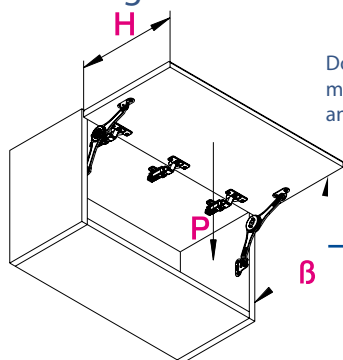
Mounting instruction - lift up



Mounting instruction - drop down



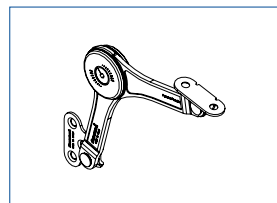
In order to hold the door in any position the number of Klok or XL Klok must be calculated according to the door weight **P**, the door height **H** and the desired maximum opening **β**



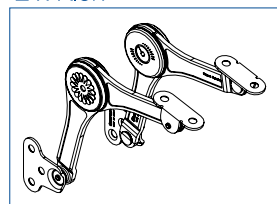
Door weight **P** and maximum opening angle **β**.

Door height **H** in mm

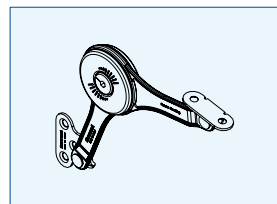
1 x Klok




2 x Klok



1 x XL Klok



2 x XL Klok



Door weight P and maximum opening angle β .		Door height H in mm																	
		300		350		400		450		500		550		600		650		700	
		Klok	XL Klok	Klok	XL Klok	Klok	XL Klok	Klok	XL Klok	Klok	XL Klok	Klok	XL Klok	Klok	XL Klok	Klok	XL Klok	Klok	XL Klok
2 Kg	75°	1	/	1	/	1	/	1	/	1	/	1	/	1	/	1	/	1	/
	90°	1	/	1	/	1	/	1	/	1	/	1	/	1	/	1	/	1	/
	105°	1	/	1	/	1	/	1	/	1	/	1	/	1	/	2	/	2	/
3 Kg	75°	1	/	1	/	1	/	1	/	1	/	1	/	1	/	1	/	1	/
	90°	1	/	1	/	1	/	1	/	1	/	2	/	2	/	2	/	2	/
	105°	1	/	1	/	1	/	2	/	2	/	2	/	2	/	2	/	2	/
4 Kg	75°	1	/	1	/	1	/	1	/	1	/	2	/	2	/	2	/	2	/
	90°	1	/	1	/	2	/	2	/	2	/	2	/	2	/	2	/	2	/
	105°	1	/	2	/	2	/	2	/	2	/	2	/	2	/	/	/	/	/
5 Kg	75°	1	1	1	1	1	1	2	1	2	1	2	1	2	1	2	1	2	1
	90°	1	1	2	1	2	1	2	1	2	1	2	1	2	1	/	2	/	2
	105°	2	1	2	1	2	1	2	1	/	2	/	2	/	2	/	2	/	2
6 Kg	75°	1	1	1	1	2	1	2	1	2	1	2	1	2	1	2	1	2	1
	90°	2	1	2	1	2	1	2	1	2	1	/	2	/	2	/	2	/	2
	105°	2	1	2	1	2	1	/	2	/	2	/	2	/	2	/	2	/	2
7 Kg	75°	1	1	2	1	2	1	2	1	2	1	2	1	2	1	/	2	/	2
	90°	2	1	2	1	2	1	/	2	/	2	/	2	/	2	/	2	/	2
	105°	2	1	/	2	/	2	/	2	/	2	/	2	/	2	/	2	/	/
8 Kg	75°	2	1	2	1	2	1	2	1	2	1	/	2	/	2	/	2	/	2
	90°	2	1	2	1	/	2	/	2	/	2	/	2	/	2	/	2	/	2
	105°	2	1	/	2	/	2	/	2	/	2	/	2	/	2	/	/	/	/
9 Kg	75°	/	1	/	1	/	1	/	1	/	2	/	2	/	2	/	2	/	2
	90°	/	1	/	2	/	2	/	2	/	2	/	2	/	2	/	2	/	/
	105°	/	2	/	2	/	2	/	2	/	2	/	/	/	/	/	/	/	/
10 Kg	75°	/	1	/	1	/	1	/	2	/	2	/	2	/	2	/	2	/	2
	90°	/	1	/	2	/	2	/	2	/	2	/	2	/	2	/	/	/	/
	105°	/	2	/	2	/	2	/	2	/	/	/	/	/	/	/	/	/	/
11 Kg	75°	/	1	/	1	/	2	/	2	/	2	/	2	/	2	/	2	/	2
	90°	/	2	/	2	/	2	/	2	/	2	/	/	/	/	/	/	/	/
	105°	/	2	/	2	/	2	/	/	/	/	/	/	/	/	/	/	/	/
12 Kg	75°	/	1	/	1	/	2	/	2	/	2	/	2	/	2	/	2	/	2
	90°	/	2	/	2	/	2	/	2	/	2	/	/	/	/	/	/	/	/
	105°	/	2	/	2	/	2	/	/	/	/	/	/	/	/	/	/	/	/

Klok

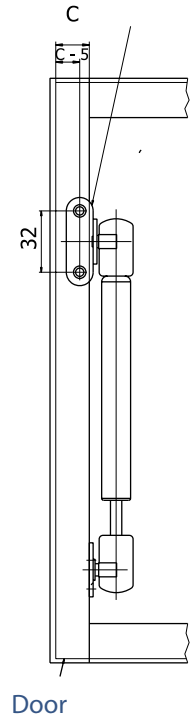
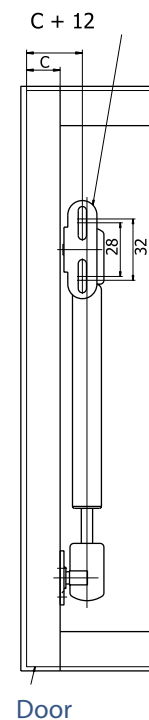
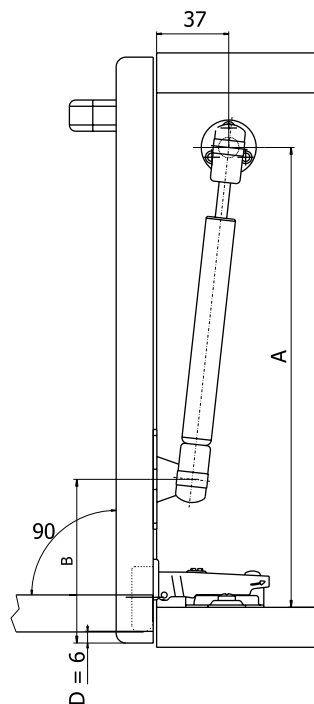
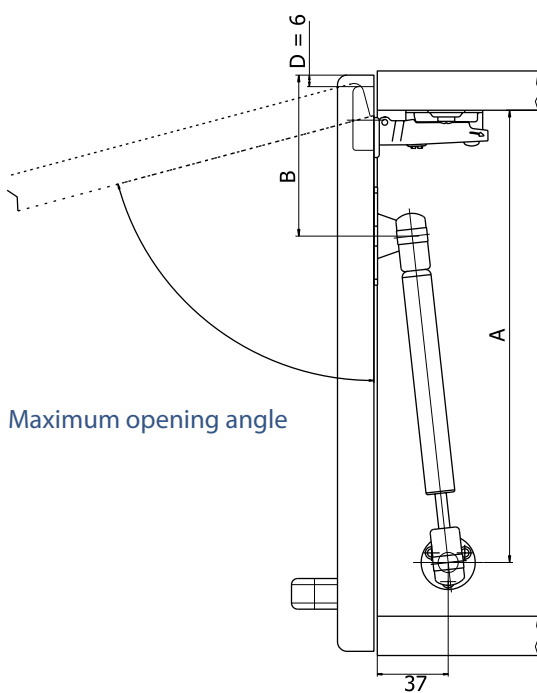
Akrobat



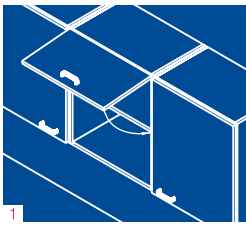
The gas lift

- Universal mechanism with special "clip-on" adapter plates
- Available for wood and/or aluminium doors
- Available with "stay open" and "stay close" features
- Effortless opening of doors and lids
- Secure holding in open and closed positions
- Smooth motion and stopping
- Available with several "recall" forces
- Easy to mount/install
- Compact and attractive design
- Maintenance free
- Metal gray finish


Universal adaptor plate
for wooden doors 28/32



Lift-up applications

	L	Maximum opening angle	A	B
	243	75°	257.5	84
	243	90°	236	84
	243	105°	221	76
	276	75°	291	100
	276	90°	265	100
	276	105°	252	84

Drop-down applications

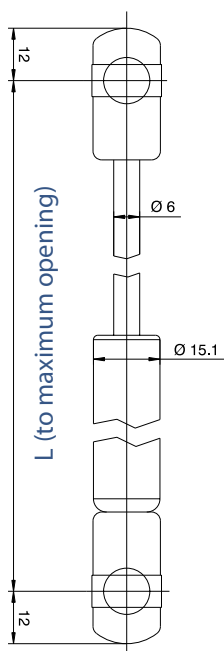
	L	Maximum opening angle	A	B
	243	90°	236	84

Akrobat gas Lift Technical Sheet

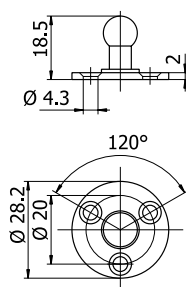
Number and type of lifts

Door Wgt	Door hgt	mm 300			mm 350			mm 400			mm 450			mm 500			mm 550			mm 600			mm 650			mm 700		
	Lift force (N)	60	80	100	60	80	100	60	80	100	60	80	100	60	80	100	60	80	100	60	80	100	60	80	100	60	80	100
	Opening angle																											
Kg 2	75°																											
	90°	1	x	x	1	x	x	1	x	x	1	x	x	1	x	x	1	x	x	2	x	x	2	1	x	2	x	x
	100°	1	x	x	1	x	x	1	x	x	1	x	x	1	x	x	2	1	x	2	1	x	2	1	x	2	2	1
Kg 3	75°																											
	90°	1	x	x	1	x	x	2	x	x	2	1	x	2	2	x	2	2	1	2	2	2	2	2	2	x	2	2
	100°	1	x	x	2	x	x	2	1	x	2	2	x	2	2	1	2	2	2	x	2	2	x	2	2	x	2	2
Kg 4	75°																											
	90°	2	x	x	2	1	x	2	2	1	2	2	1	x	2	2	x	2	2	x	2	2	x	2	2	x	x	2
	100°	2	1	x	2	2	1	2	2	1	x	2	2	x	2	2	x	2	2	x	x	2	x	x	2	x	x	2
Kg 5	75°																											
	90°	2	1	x	2	2	1	x	2	2	x	2	2	x	2	2	x	2	2	x	x	2	x	x	2			
	100°	2	2	1	x	2	2	x	2	2	x	2	2	x	x	2	x	x	2	x	x	x						
Kg 6	75°																											
	90°	2	2	1	x	2	2	x	2	2	x	x	2	x	x	2												
	100°	x	2	1	x	2	2	x	x	2	x	x	2	x	x	x												
Kg 7	75°																											
	90°	x	2	2	x	2	2	x	x	2	x	x	2															
	100°	x	2	2	x	x	2	x	x	2	x	x	x															
Kg 8	75°																											
	90°	x	2	2	x	x	2																					
	100°	x	x	2	x	x	2																					
Kg 9	75°																											
	90°	x	2	2	x	x	2																					
	100°	x	x	2																								

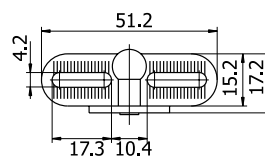
This chart is intended merely as a general guidance. It is based on approximations and therefore in some cases it may not be coherent with real cases. "x" means that the lift is not suitable.



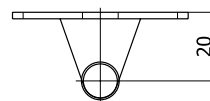
Lift-up applications		
L	Force (N)	Kit code (containing :gas lift, cabinet plate, door plate for wooden and aluminium door, 7 screws)
243	60	PGA243C060AK001
243	80	PGA243C080AK002
243	100	PGA243C100AK003
276	60	PGA276C060AK004
276	80	PGA276C060AK005
276	100	PGA276C060AK006
Drop-down applications		
243	40	PGC243C060AK007



Universal cabinet adaptor plate for surface mounting



Universal cabinet adaptor plate for wooden doors



Universal cabinet adaptor plate for aluminium doors

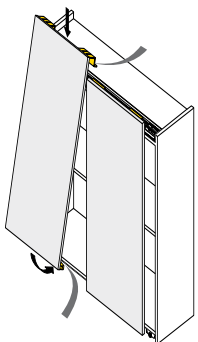


Elite

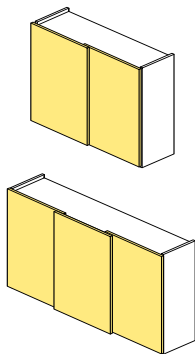


Sliding door fitting

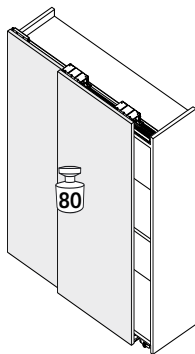
- Easy mounting from top to bottom
- New soft-closing system, mounted directly on the door
- Smooth and silent sliding
- Easily adjustable
- Patented no-derail safety feature
- Available 2 & 3 doors versions
- Load capacity 80 Kg
- Door thickness up to 50mm
- 100% Italian Design



Easy
mounting from
top to bottom



Available for
2 & 3 doors
applications



Load capacity
80 kg



Extremely
silent
mechanism



Patented "no-
derail" safety
feature

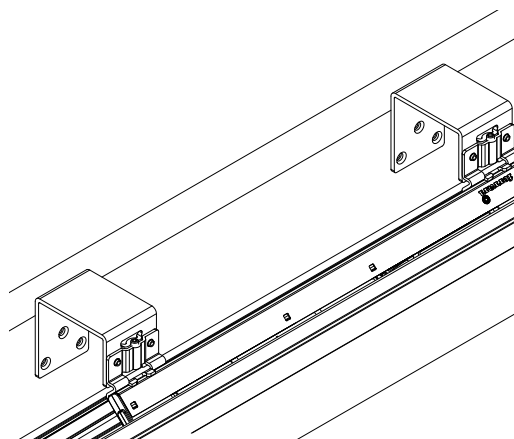
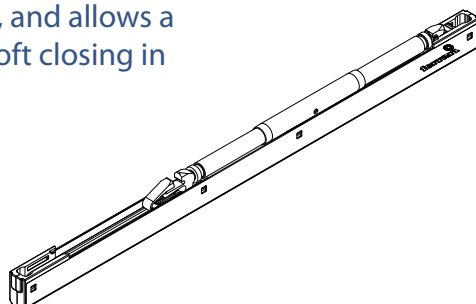


100% Italian
design

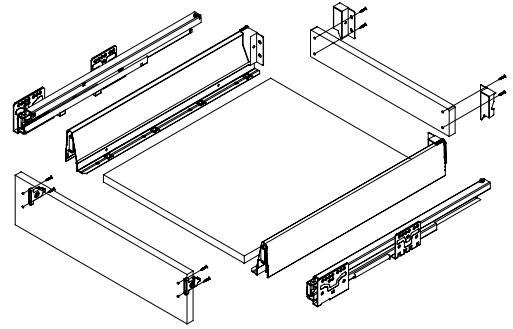

Elite



New double effect damper, an optional soft-closing system with excellent performance. The damping system is mounted directly on the door, and allows a smooth and silent soft closing in both directions.



F-1 Box: the Double Wall Drawer

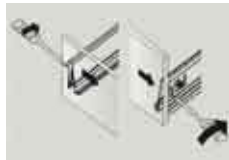


Product Characteristics

- Extremely silent, stable, and smooth mechanism
- Available lengths: mm 270, 300, 350, 400, 450, 500, 550
- 86 mm high side plate made of gray steel RAL 7045 or, upon request, silver gray steel RAL 9006, white RAL 9010, cream RAL 9001 or black RAL 9005
- Inner drawers also available
- Railing available for mm 160 & 200 heights
- Vertical drawer adjustment ± 2 mm; horizontal drawer adjustment ± 1 mm
- Quick assembling and dismantling
- Concealed full extension runners with 40 kg load capacity
- Tested up to 80,000 cycles
- New built-in self-closing soft closing mechanisms
- Product range includes railing, double-layer heightened side plates, and more accessories



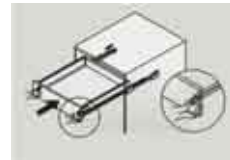
Vertical drawer adjustment ± 2 mm



Horizontal drawer adjustment ± 1 mm



Railing available for mm 145 & 185 heights



Quick & easy assembly



Built-in soft-closing system

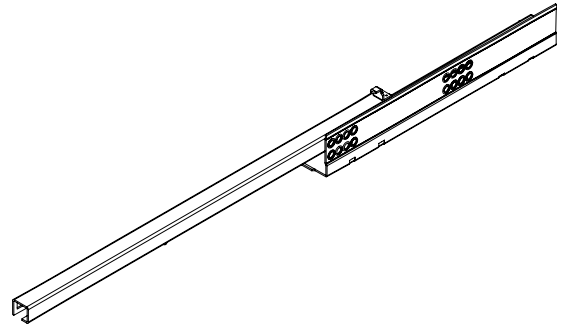
F-1 Box: the Double Wall Drawer



A wide range of accessories are available



Undermount drawer slides



Product Characteristics

- Extremely silent and smooth sliding
- Very stable mechanism
- Vertical drawer adjustment
- Self-closing & soft-closing systems available
- Single and full extension versions available
- Load capacity 25Kg
- Available length: mm 300, 350, 400, 450, 500 & 550 - 12, 15, 18, & 21 inch



Soft-closing version available



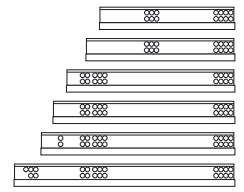
Quick release system



Built-in self-closing

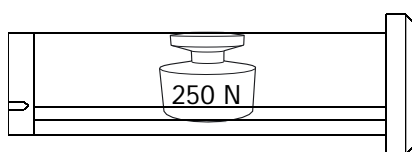


Available full & partial extension versions

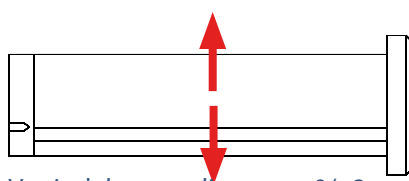


Available lengths: mm 300, 350, 400, 450, 500, and 550
12, 15, 18, & 21 inch

Undermount drawer slides



Load capacity: 25Kg

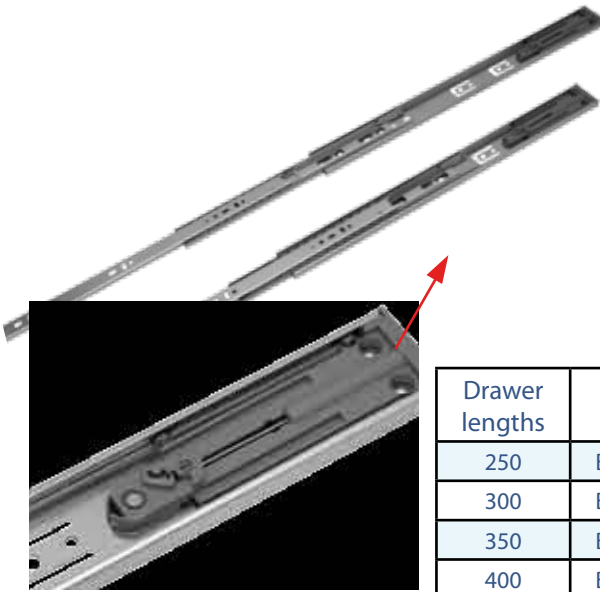


Vertical drawer adjustment 0/+2 mm



Frame version available

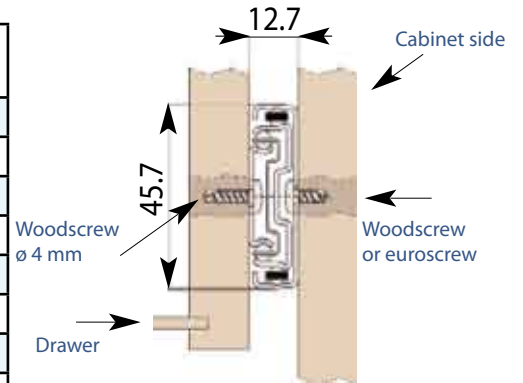
Ball bearing slides h 45 mm, full extension soft closing and push-to-open



- Mounting on drawer side
- Separable cabinet and drawer profiles for mounting
- Guiding double tracks, stop in opening
- Load capacity 25 kg per set (soft closing), 45 Kg per set (push-to-open)

Cabinet profile and drawer profile must be separated when mounting. Expand slide, place it on its side and pull black lever as shown in order to separate the profiles. Slide the two profiles into the respective wood parts. Mount the drawer by inserting profiles inside one another.

Drawer lengths	Code Soft closing	Code Push-to-open
250	BBD250F45RP	BBP250F45RP
300	BBD300F45RP	BBP300F45RP
350	BBD350F45RP	BBP350F45RP
400	BBD400F45RP	BBP400F45RP
450	BBD450F45RP	BBP450F45RP
500	BBD500F45RP	BBP500F45RP
550	BBD550F45RP	BBP550F45RP
600	-	BBP600F45RP
650	-	BBP650F45RP
700	-	BBP700F45RP



Ball bearing slides h 45 mm, full extension standard

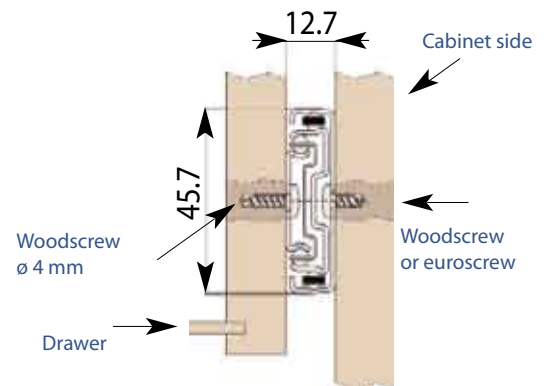


- Mounting on drawer side
- Separable cabinet and drawer profiles for mounting
- Guiding double tracks, stop in opening
- Load capacity 45 kg per set



Cabinet profile and drawer profile must be separated when mounting. Expand slide, place it on its side and pull black lever as shown in order to separate the profiles. Slide the two profiles into the respective wood parts. Mount the drawer by inserting profiles inside one another.

Drawer lengths	Code
250	BBN250F45RP
300	BBN300F45RP
350	BBN350F45RP
400	BBN400F45RP
450	BBN450F45RP
500	BBN500F45RP
550	BBN550F45RP
600	BBN600F45RP
650	BBN650F45RP
700	BBN700F45RP
750	BBN750F45RP
800	BBN800F45RP
850	BBN850F45RP
900	BBN900F45RP



Ball bearing slides h 35 mm, partial extension



- Mounting on drawer side
- Separable cabinet and drawer profiles for mounting
- Stop in opening, guiding double tracks
- Lateral drilling centers 32 mm
- Load capacity 18 kg per set
- Zinc coating - more finishings available on request

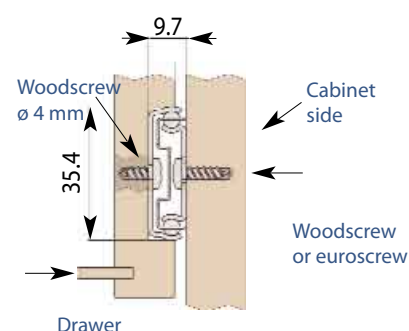


Cabinet profile and drawer profile must be separated when mounting. Expand slide, place it on its side and pull black lever as shown in order to separate the profiles.

Slide the two profiles into the respective wood parts.

Mount the drawer by inserting profiles inside one another.

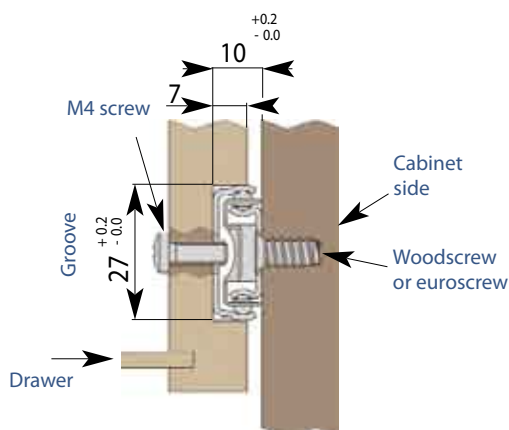
Drawer lengths	Code
250	BBN250S35RP
300	BBN300S35RP
350	BBN350S35RP
400	BBN400S35RP
450	BBN450S35RP
550	BBN550S35RP
550	BBN550S35RP
600	BBN600S35RP



Ball bearing slides h 27 mm, partial extension



- Mounting in a milled hole of 27 mm in the drawer side
- Single extension, guiding double tracks, stop in opening
- Side holes position centers 32 mm
- Load capacity: 15 kg per set
- Zinc coating - more finishings available on request
- h 17 mm version available on request




Drawer lengths (min/max)		Code
182	290	BBN182S27RP
214	355	BBN214S27RP
246	415	BBN246S27RP
278	480	BBN278S27RP
310	545	BBN310S27RP
342	580	BBN342S27RP
374	650	BBN374S27RP
406	715	BBN406S27RP
438	775	BBN438S27RP



Self-closing slides

- Bottom mounting self-closing slides with drawer side adjustment
- Rollers and slide rails of special design for silent sliding
- Load capacity: 25 kg
- Untoxic epoxy finish
- Steel thickness from 0.8 to 1.2 mm
- 50mm self-closing length.
- Available lengths: mm 250, 300, 350, 400, 450, 500, 550, 600.
- Available colors: white RAL 9001, black RAL 9005, brown RAL 8017, grey RAL 7004
- Available packing: industrial, single set.
- Available Relax optional soft closing

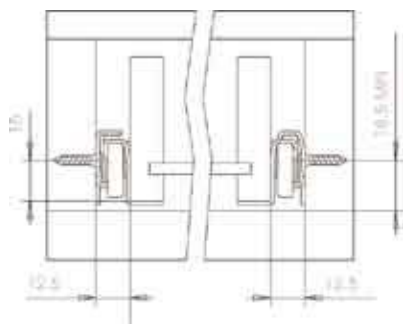



Cam for slide adjustment

Lift slides

- Vertical adjustment system
- Fastening to cabinet side with two Ø 10mm dowels
- The front dowel premounted at 37mm for side adjustment ± 1 mm of slide
- It allows a perfect drawer alignment once the piece of furniture is assembled
- Fasten the slide with an additional screw in the shown position
- Available lengths: mm 250, 300, 350, 400, 450, 500, 550, 600.
- Available colors: white RAL 9001, black RAL 9005, brown RAL 8017, grey RAL 7004
- Available packing: industrial, single set.

Self-closing system

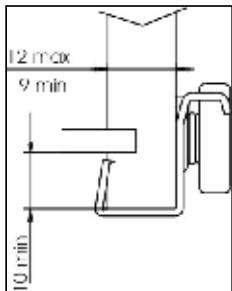




CLAMP self-closing slides

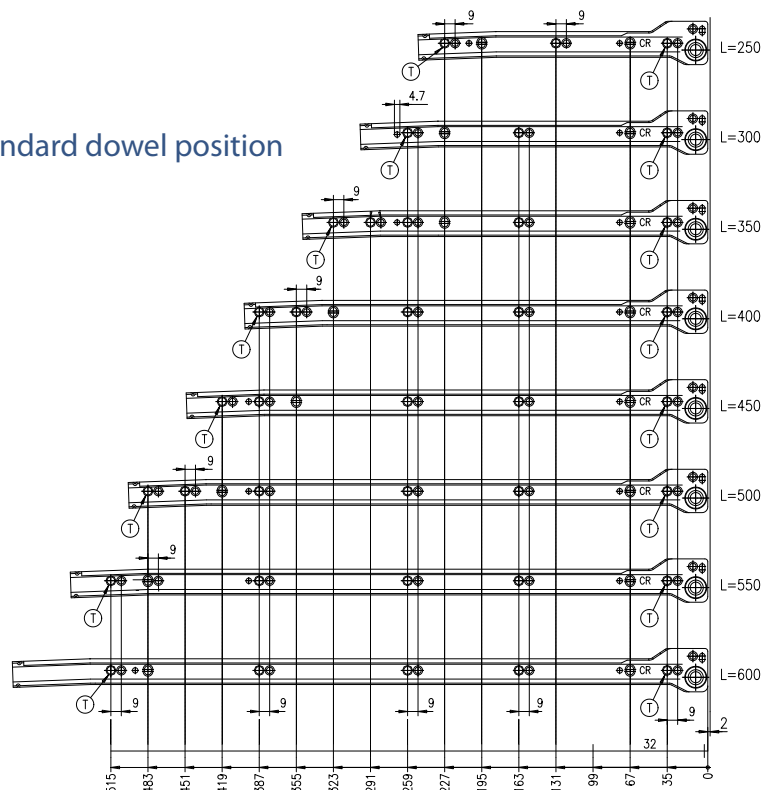
- Self-closing slides with drawer side adjustment
- The CLAMP fastening is achieved by pressing 3 brackets into the drawer panels
- It allows a quick fastening without screws
- The drawer slide is held uniformly along the length of the drawer side
- Slides available with LIFT adjustment
- Available lengths: mm 250, 300, 350, 400, 450, 500, 550, 600.
- Available colors: white RAL 9001, black RAL 9005, brown RAL 8017, grey RAL 7004
- Available packing: industrial, single set.

CLAMP system



Roller drawer slides drilling pattern

T = Standard dowel position



FAST 3 / FAST 4
Pneumatic bending
machine for drawer mass
production.
E. Patent: 0 674 968 U.S.
Patent: 5.535.504



FAST 8
Pneumatic tool for
any production.
E. Patent: 0 742 060
U.S. Patent: 5.737.820

Notes

[illegible]



ITALY

Ferrari Point srl
Via E. Fermi, 4 - Loc. Olmi
I-31048 S. Biagio di Callalta (TV) - Italy
Tel.: +39 0422 892389
Fax: +39 0422 892296

AMERICA

Ferrari America Inc.
4189 Eagle Hill Driver Suite 110
27265 High Point - North Carolina USA
Tel.: +1 336 8411445
Fax: +1 336 8413543
Web: www.ferrariamerica.com
e-mail: info@ferrariamerica.com

CHINA

Ferrari Shunde R.O
New world China Land Shunde 15D
NO.148 Qinghui Road
Daliang Shunde 528308
FoShan China
Tel.: +86 757 22306761-2

GERMANY

Agostino Ferrari Germany GmbH
Höferweg 22
32602 Vlotho
Tel. +49 5733 877970
Fax. +49 5733 8779710
Web: www.ferrari-fittings.de
e-mail: ferrari@ferrari-fittings.de

SLOVAKIA

A. Ferrari Sk, s.r.o.
Levočská 3013/50
05801 Poprad Slovakia
Tel.: +421 52 7722105
Fax: +421 52 7793900

Each Ferrari's product is constantly improved according to all market technical requirements and proposals. Ferrari holds the right to alter or amend without notice any technical or structural specifications at any time. Ferrari cannot be held responsible for any usage other than that advise in the catalogue. If particular application is needed which is not in the recommended tables, we suggest to contact Ferrari Technical Department. Products sheet are available on demand.



Copyright Ferrari. Subject to technical modifications and changes to the range without notice.

15ENG02
Printed in Italy

A. Ferrari S.p.A.

23878 Verderio Superiore (LC) - Italy
Via per Cornate, 45
Tel: +39 039 59 00
Fax: +39 039 590 022 2

www.ferrarispaspa.it
e-mail: ferrarispaspa@ferrarispaspa.it

